



# SRI ADHIKARI BROTHERS TELEVISION NETWORK LTD.

Regd. Office : 6th Floor, Adhikari Chambers, Oberoi Complex, New Link Road, Andheri (W), Mumbai 400 053.

Tel. : 2639 5400, Fax : 2635 0996 Email : investorservices@adhikaribrothers.com

## STATEMENT OF STANDALONE AND CONSOLIDATED AUDITED FINANCIAL RESULTS FOR THE YEAR ENDED 31 MARCH 2013

*Rs. in Lacs(Except No.of shares & EPS)*

Sr.No	Particulars	Standalone Quarter Ended			Standalone Year Ended		Consolidated Year Ended	
		31.03.2013 (audited)	31.12.2012 (unaudited)	31.03.2012 (unaudited)	31.03.2013 (audited)	31.03.2012 (audited)	31.03.2013 (audited)	31.03.2012 (audited)
	<b>PART I :</b>							
1	Net Sales/Income from Operations	1,623.50	1,732.89	1,507.07	6,019.40	4,844.96	16,101.14	13,199.18
2	<b>Expenditure</b>							
	a) (Increase)/Decrease in Stock-in-Trade	-	(8.50)	-	-	-	-	-
	b) Production/Direct Expenses	1,514.00	996.84	1,495.62	3,716.61	2,626.57	10,544.04	10,380.82
	c) Employee Cost	18.68	45.40	56.36	145.07	190.36	619.79	596.22
	d) Depreciation	217.84	236.93	227.38	918.69	917.50	2,069.94	2,179.09
	e) Other Expenditure	134.90	162.09	104.21	579.43	698.24	1,061.50	1,455.89
	<b>Total Expenditure</b>	<b>1,885.42</b>	<b>1,432.76</b>	<b>1,883.57</b>	<b>5,359.80</b>	<b>4,432.67</b>	<b>14,295.27</b>	<b>14,612.02</b>
3	<b>Profit/(Loss) from Operations before Other Income, Interest and Exceptional Items(1-2)</b>	<b>(261.92)</b>	<b>300.13</b>	<b>(376.50)</b>	<b>659.60</b>	<b>412.29</b>	<b>1,805.86</b>	<b>(1,412.84)</b>
4	Other Income	14.84	12.38	77.54	44.88	11.42	52.75	11.05
5	<b>Profit/(Loss) before Interest and Exceptional Items(3+4)</b>	<b>(247.08)</b>	<b>312.51</b>	<b>(298.96)</b>	<b>704.48</b>	<b>423.71</b>	<b>1,858.61</b>	<b>(1,401.79)</b>
6	Interest/Finance Charges	39.45	91.11	98.28	339.41	278.31	1,814.19	1,975.76
7	<b>Profit /( Loss ) after interest but before Exceptional Items(5-6)</b>	<b>(286.53)</b>	<b>221.40</b>	<b>(397.24)</b>	<b>365.07</b>	<b>145.40</b>	<b>44.42</b>	<b>(3,377.55)</b>
8	Exceptional Items	-	-	-	-	-	-	-
9	<b>Profit (+)/ Loss (-) from ordinary activities before tax(7+8)</b>	<b>(286.53)</b>	<b>221.40</b>	<b>(397.24)</b>	<b>365.07</b>	<b>145.40</b>	<b>44.42</b>	<b>(3,377.55)</b>
10	Tax Expenses	15.24	-	(26.44)	15.24	(26.31)	(78.20)	(1,110.87)
11	<b>Net Profit (+)/ Loss (-) from ordinary activities after tax(9-10)</b>	<b>(301.77)</b>	<b>221.40</b>	<b>(370.80)</b>	<b>349.83</b>	<b>171.72</b>	<b>122.62</b>	<b>(2,266.69)</b>
12	Extraordinary Items (net of tax expenses)	-	-	-	-	-	-	-
13	<b>Net Profit (+)/ Loss (-) after tax Before minority interest and Share of Loss of Minority Interest</b>	<b>(301.77)</b>	<b>221.40</b>	<b>(370.80)</b>	<b>349.83</b>	<b>171.72</b>	<b>122.62</b>	<b>(2,266.69)</b>
14	Share of Loss of Minority Interest	-	-	-	-	-	(0.04)	(0.04)
15	Share of Loss in Associate	-	-	-	-	-	(34.02)	-
16	<b>Net Profit (+)/ Loss (-) for the period (11-12)</b>	<b>(301.77)</b>	<b>221.40</b>	<b>(370.80)</b>	<b>349.83</b>	<b>171.72</b>	<b>88.65</b>	<b>(2,266.65)</b>
17	Paid-up equity share capital (F. V. Rs. 10/-)	2494.45	2492.95	2466.30	2,494.45	2,466.30	2,494.45	2,466.30
18	Reserves (excluding revaluation reserves)	-	-	-	13,642.94	13,481.50	9,717.06	9,816.80
19	<b>Basic and diluted EPS before extraordinary items</b>							
	Basic	(1.21)	0.89	(1.50)	1.41	0.71	0.36	(9.37)
	Diluted	(1.21)	0.89	(1.50)	1.41	0.70	0.36	(9.37)
20	<b>Basic and diluted EPS after extraordinary items</b>							
	Basic	(1.21)	0.89	(1.50)	1.41	0.71	0.36	(9.37)
	Diluted	(1.21)	0.89	(1.50)	1.41	0.70	0.36	(9.37)

A	PART II: PARTICULARS OF SHAREHOLDING	Quarter Ended			Year Ended	
		31.03.2013	31.12.2012	31.03.2012	31.03.2013	31.03.2012
1	Public shareholding :					
	- Number of shares	1,39,53,241	1,39,38,241	1,36,71,741	1,39,53,241	1,36,71,741
	- Percentage of shareholdings	55.93%	55.91%	55.43%	55.93%	55.43%
2	Promoters and Promoter Group Shareholding					
	a) Pledged / Encumbered					
	Number of shares	93,76,000	93,65,000	94,65,000	93,76,000	94,65,000
	-Percentage of shares (as a % of the total shareholding of promoter and promoter group)	85.30%	85.20%	86.11%	85.30%	86.11%
	-Percentage of shares (as a % of the total share capital of the Company)	37.58%	37.57%	38.38%	37.58%	38.38%
	b)Non - Encumbered					
	-Number of shares	16,15,259	16,26,259	15,26,259	16,15,259	15,26,259
	-Percentage of shares (as a % of the total shareholding of promoter and promoter group)	14.70%	14.80%	13.89%	14.70%	13.89%
	-Percentage of shares (as a % of the total share capital of the Co	6.48%	6.52%	6.91%	6.48%	6.91%

	Particulars	Quarter ended 31.03.2013
<b>B</b>	<b>INVESTOR COMPLAINTS</b>	
	Pending at the beginning of the quarter	Nil
	Received during the quarter	Nil
	Disposed of during the quarter	Nil
	Remaining unresolved at the end of the quarter	Nil



# SRI ADHIKARI BROTHERS TELEVISION NETWORK LTD.

Regd. Office : 6th Floor, Adhikari Chambers, Oberoi Complex, New Link Road, Andheri (W), Mumbai 400 053.

Tel. : 2639 5400, Fax : 2635 0996 Email : investorservices@adhikaribrothers.com

Rs. in Lacs

## STATEMENT OF ASSETS AND LIABILITIES AS ON 31 MARCH 2013

Sr.No	Particulars	Standalone		Consolidated	
		Year Ended		Year Ended	
		31.03.2013 (audited)	31.03.2012 (audited)	31.03.2013 (audited)	31.03.2012 (audited)
<b>A</b>	<b>EQUITIES AND LIABILITIES</b>				
1	<b>Shareholders Funds</b>				
	(a) Share Capital	2,494.45	2,466.30	2,494.45	2,466.30
	(c) Reserves and Surplus	13,642.94	13,481.50	9,717.06	9,816.80
	<b>Sub Total -Shareholders Funds</b>	<b>16,137.39</b>	<b>15,947.80</b>	<b>12,211.51</b>	<b>12,283.10</b>
2	<b>Minority Interest</b>	-	-	32.77	32.81
3	<b>Non-Current liabilities</b>				
	(a) Long Term borrowings	644.91	2,474.74	8,324.91	12,227.24
	(b) Deferred Tax liabilities (net)	1,006.44	1,036.26	-	-
	(c) Other long-term liabilities	-	-	138.35	138.35
	(d) Long -term provision	9.38	9.58	34.29	18.61
	<b>Sub Total -Non Current liabilities</b>	<b>1,660.73</b>	<b>3,520.58</b>	<b>8,497.55</b>	<b>12,384.20</b>
4	<b>Current liabilities</b>				
	(a) ShortTerm borrowings	-	83.11	1,314.00	583.11
	(b) Trade Payable	589.29	202.52	1,799.22	1,660.79
	(c) Other Current liabilities	2,783.26	2,239.41	5,407.11	3,722.56
	(d) Short-term provisions	382.47	388.44	1,015.18	794.24
	<b>Sub Total -Current liabilities</b>	<b>3,755.02</b>	<b>2,913.49</b>	<b>9,535.51</b>	<b>6,760.71</b>
	<b>TOTAL EQUITIES AND LIABILITIES</b>	<b>21,553.14</b>	<b>22,381.88</b>	<b>30,277.34</b>	<b>31,460.82</b>
<b>B</b>	<b>ASSETS</b>				
1	<b>Non-Current Assets</b>				
	(a) Fixed Assets	9,131.30	9,779.88	17,251.62	18,545.59
	(b) Non-Current Investment	5,946.50	4,551.00	1,362.48	-
	(c) Deferred tax assets(net)	-	-	706.47	583.00
	(d) Long-term loans & advances	649.04	704.46	4,636.82	4,805.55
	(e) other non-current assets	-	-	176.28	143.59
	<b>Sub Total -Non Current assets</b>	<b>15,726.84</b>	<b>15,035.35</b>	<b>24,133.68</b>	<b>24,077.73</b>
2	<b>Current Assets</b>				
	(a) Current Investment	-	1,350.00	-	1,350.00
	(c) Trade Receivables	870.36	1,216.99	4,103.62	3,538.89
	(d) Cash and cash equivalents	106.29	30.41	156.13	80.85
	(e) Short Terms loans and advances	4,714.25	4,719.10	1,365.93	2,001.00
	(f) Other Current assets	135.39	30.03	517.98	412.36
	<b>Sub Total Current assets</b>	<b>5,826.30</b>	<b>7,346.53</b>	<b>6,143.66</b>	<b>7,383.09</b>
	<b>TOTAL-ASSETS</b>	<b>21,553.14</b>	<b>22,381.88</b>	<b>30,277.34</b>	<b>31,460.82</b>

**Notes:**

- 1 The above Audited Financial Results have been reviewed by the Audit Committee and approved by the Board of Directors at their meetings held on 24th May, 2013.
- 2 The Board of Directors has recommended Final Dividend of Rs. 0.60 per Equity share of Rs.10 each subject to approval of shareholders in the ensuing annual general meeting.
- 3 On 28th February, 2013, Company issued and allotted 15,000 equity shares of Rs. 10/- each on exercise of options granted under SABTNL ESOP Scheme 2009-10. As a result, the paid up share capital of the Company has increased from Rs. 249,295,000/- to Rs. 249,445,000/- divided into 24944500 equity shares of Rs. 10/- each.
- 4 On standalone basis Company operates in a single primary business segment hence no segment reporting has been furnished for standalone results. The Group has mainly two business segments i.e. a) Content Production and Distribution and b) Broadcasting. The segment reporting as per Accounting Standard 17 is as below:

Particulars	Consolidated	
	Year Ended	
	31.03.2013 (Audited)	31.03.2012 (Audited)
<b>1. Segment Revenue</b>		
Content Production and Distribution	6,019.40	4,844.96
Broadcasting	10,081.73	8,354.22
<b>Total</b>	<b>16,101.14</b>	<b>13,199.18</b>
Less: Inter Segment Revenue	-	-
<b>2. Net sales/Income From Operations</b>	<b>16,101.14</b>	<b>13,199.18</b>
<b>Segment Results</b>		
(Operating Profit/(Loss) Before Interest and Tax but after		
Content Production and Distribution	704.54	423.58
Broadcasting	1,154.07	(1,825.37)
<b>Total</b>	<b>1,858.61</b>	<b>(1,401.79)</b>
Less: Interest	1,814.19	1,975.76
<b>Total Profit/(Loss) Before Tax</b>	<b>44.42</b>	<b>(3,377.55)</b>
<b>3. Capital Employed</b>		
(Segment assets – Segment Liabilities)		
Content Production and Distribution	6,758.04	6,235.09
Broadcasting	4,097.02	4,556.91
Unallocated	1,390.49	1,491.10
<b>Total</b>	<b>12,245.55</b>	<b>12,283.10</b>

- 5 The figures for the quarter ended 31st March, 2013 are the balancing figures between audited figures in respect of the full financial year and the published year to date figures upto 31st December, 2012.
- 6 Previous year figures have been reclassified / regrouped wherever necessary to confirm current year classification.

By Order of the Board of Directors  
For Sri Adhikari Brothers Television Network Ltd.

Sd/-  
Markand Adhikari  
Vice Chairman & Managing Director

Place : Mumbai  
Date : 24th May,2013



Board meeting date : 24th May, 2013  
Place: Registered Office : 6<sup>th</sup> Floor, Adhikari Chambers, Oberoi Complex,  
New Link Road, Andheri (West), Mumbai – 400 053

**STATEMENT OF APPROPRIATION**  
(As per Clause 20 of the Listing Agreement)

Name of the Company: <b>SRI ADHIKARI BROTHERS TELEVISION NETWORK LTD</b>		
For the year ended 31 <sup>st</sup> March, 2013		
(Amount in Lacs)		
Particular	Current Year ended 31st March 2013 (12 Months)	Previous Period ended 31st March 2012 (12 Months)
1. Total Turnover and other Receipts	6,064.28	4,856.38
2. Gross Profit	1,623.17	1,341.21
(Before deducting any of the following)		
(a) Interest	339.41	278.31
(b) Depreciation	918.69	917.50
(c) Tax Liability	15.24	(26.31)
(c) Extra Ordinary Items	-	-
3. Net profit available for appropriation:	349.83	171.71
4. Provision for Investment Allowance Reserve	-	-
5. Net Profit/Loss		
(a) Add / (Less):		
B/fd. From Last year's Balance	61.77	62.05
(b) Other adjustment, if	-	-
Add/Le	-	-
Less Transferred to		
(i) General Reserve	-	-
(ii) Debenture Redemption	-	-
6. Surplus available for appropriation	411.61	233.76
7. Dividend:		
(a) Per Ordinary Share	149.67	147.98
Proposed dividend @ Rs. 0.60 per share (Previous Year Rs. 0.60 per share)		
No. of Shares	2,49,44,500	2,46,63,000
(b) Per Preference Share Rs. Nil	-	-
No. of Shares. Nil		
(c) Dividend Distribution Tax on Dividend	24.28	24.01
8. Balance Carried forward	237.65	61.77
9. Particulars of proposed Right / Bonus / Shares / Convertible Debenture issue	Nil	Nil
10. Closure of Register of Members shall be informed later.		
11. Date from which the Dividend is payable shall be informed later		

By Order of the Board of Directors  
For Sri Adhikari Brothers Television Network Ltd.

Place : Mumbai  
Date : 24th May, 2013

Sd/-  
Markand Adhikari  
Vice Chairman & Managing Director






**Auditor's Report On Quarterly Financial Results and Year to Date Results of the Company Pursuant to the Clause 41 of the Listing Agreement**

To


The Board of Directors of  
**Sri Adhikari Brothers Television Network Limited.**


- 1.) We have audited the quarterly financial results of Sri Adhikari Brothers Television Network Limited. ('the company') for the quarter ended March 31, 2013 and the year to date for the period from April 1, 2012 to March 31, 2013 attached herewith, being submitted by the company pursuant to the requirement of clause 41 of the Listing Agreement except for the disclosures regarding 'Public Shareholding' and 'Promoter and Promoter Group Shareholding' which have been traced from disclosures made by the management and have not been audited by us. These quarterly financial results as well as the year-to-date financial results have been prepared on the basis of interim financial statements and the relevant requirements of Clause 41 of the listing Agreement, which are the responsibility of the company's management and have been approved by the Board of Directors. Our responsibility is to express an opinion on these financial results based on our audit of such interim financial statements, which have been prepared in accordance with the recognition and measurement principles laid down in Accounting Standard (AS) 25, Interim Financial Reporting, issued pursuant to the Companies (Accounting Standards) Rules, 2006 as per Section 211(3C) of the Companies Act, 1956 or by the Institute of Chartered Accountants of India and other accounting principles generally accepted in India and the relevant requirements of Clause 41 of the listing Agreement.
- 2.) We conducted our audit in accordance with the auditing standards generally accepted in India those standards require that we plan and perform the audit to obtain reasonable assurance about whether the financial results are free of material misstatement(s). An audit includes examining, on a test basis, evidence supporting the amounts disclosed as financial results. An audit also includes assessing the accounting principles used and significant estimates made by management. We believe that our audit provides a reasonable basis for our opinion.
- 3.) In our opinion and to the best of our information and according to the explanations given to us, these quarterly financial results as well as year to date results:



- (i) are presented in accordance with the requirements of clause 41 of the listing agreement in this regard; and
- (ii) give a true and fair view of the net Loss and other financial information for the quarter ended in March 31,2013 and net profit for the year to date results for the period from in April 1,2012 to March 31,2013.
- 4.) Further, read with paragraph 1 above we report that the figures for the quarter ended in March 31, 2013 represent the derived figures between the audited figures in respect of the current full financial year ended March 31, 2013 and the published year-to-date figures up to December 31, 2012, being the date of the end of the third quarter of the current financial year, as required under Clause 41(1) (d) of the Listing Agreement.
- 5.) Further, read with paragraph 1 above, we also report that we have, on the basis of the books of account and other records and information and explanations given to us by the management, also verified the number of shares as well as percentage of shareholdings in respect of aggregate amount of public shareholdings, as furnished by the company in terms of clause 35 of the Listing Agreement and found the same to be correct.

**For A.R.Sodha & Co.**  
**Chartered Accountants**  
**FRN : 110324W**

  
**A.R.Sodha**  
**(Partner)**  
**M No. 31878**



Date: 24<sup>th</sup> May, 2013  
Place: Mumbai